


Entering Covid 19 Pre-op Order

 Affects

Placing an order for a Pre-op Covid Order

 Try It Out!

1. Place order for Pre-op Covid Test

| After Visit Procedures  | |
|--|----------|
| Name | Px Code |
|  COVID Follow-Up Clinic (Epic) (aka COVID) | CON30607 |
|  SARS COV 2 IGG Antibody (aka COVID) | LAB6596 |
|  SARS COV 2 RNA REAL TIME RT PCR DRY SWAB (Ambulatory and UD Collectio... | LAB10321 |
|  SARS COV 2 RNA REAL TIME RT PCR DRY SWAB (Elective C-Section / Inductio... | LAB10321 |
|  SARS COV 2 RNA REAL TIME RT PCR DRY SWAB (Preop/Elective/Outpatient Su... | LAB10321 |



2. Select correct Reason for Testing.

SARS COV 2 RNA REAL TIME RT PCR DRY SWAB (Preop/Elective/Outpatient Surgery/Procedure)

Class:

Source?

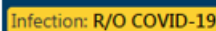
Type?

 Reason for Testing? 

Comments:

Status: Normal Standing Future

NOTE: Selecting Symptoms consistent with Covid-19 infection or suspicion of infection will trigger the infection flag when order is entered. Flag will remain on patients' chart.

 Infection: R/O COVID-19

Triggering the Covid Infection flag when it is not appropriate will result in the use of unnecessary PPE and will increase the turnover time between patients.

3. Tests that are ordered and resulted can be viewed from Chart Review. From the Laboratory tab you can select the Covid filter.

